

Range: BOTTLE COMBI ELECTRON PLUS

Environmental concerns are part of our daily lives. DIHR's vision is to minimize the use of environmental resources and operating costs of our customers. To this end, we created a bottlewasher with the high-end features of the ELECTRON 500 PLUS. The real competitive advantage of the DIHR bottlewasher on the market is that the latter does not only rinse but also perfectly washes the inner and outer parts of the bottles. This model allows all users to commit to promoting a sustainable future and is easily convertible into an ELECTRON PLUS dishwasher.



FEATURES


- Easily convertible into an ELECTRON PLUS glass or dishwasher, thanks to the standard dotation of wash and rinse arms as parts (for the dishwasher version, add a C40 plates basket)
- Double skin AISI 304 machine and double skin insulated door
- Sloped deep-formed tank
- S/S upper wash arms with non-clogging nozzles and lightweight upper rinse arms in composite material
- Bottle washer dispenser instead of lower arms and dedicated basket
- Capacity 12 bottles with the dedicated basket supplied in dotation: max height 325 mm
- Possibility to wash plastic containers and bottles
- Deep-formed rack supports
- Non-drip roof panel
- 4 customizable cycles
- Multivoltage: easy-change voltage setting directly from the cables connection
- Self-cleaning cycle
- Built-in rinse aid dispenser and peristaltic detergent dispenser
- Detergent and rinse aid dosage setting directly from the control panel
- Wash and rinse temperatures displayed
- Double tight-mesh filter system in S/S
- Intuitive START button with multicolour backlight for a quick visualization of the machine status
- Soft Start wash pump that offers additional protection for the most delicate objects
- Thermal insulation of the boiler
- Soft door opening and customizable START function when the door gets closed
- Water consumption and working time control system
- The PLUS System ensures optimal and constant rinsing performance thanks to the combination of Break Tank, atmospheric boiler and rinse pump

OPTIONS

- Special voltages
- Drain pump
- Final rinse with cold water
- Connectivity (Cloud)
- WRAS Break Tank
- DVGW Break Tank
- Probes for lack of detergent and rinse aid detection
- Special basket to wash GN 1/1 (max depth 25 mm)
- Built-in water softener with automatic regeneration
- HR Heat recovery steam condensing unit for cold water supply
- Predisposition for connection to an external reverse osmosis system

Option compatibility to be confirmed by the manufacturer after verification


CAPACITY

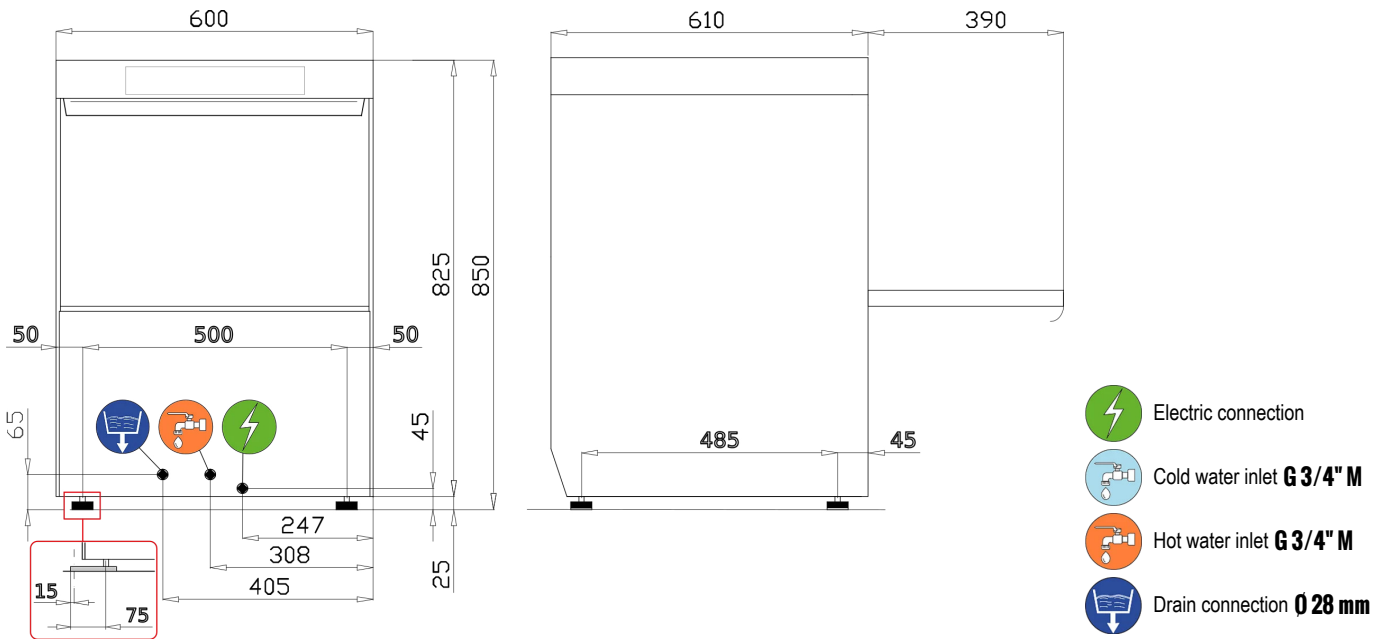


500x500

RACK EQUIPMENT

- 1 X C140
- 1 X C44





TECHNICAL FEATURES

EXTERNAL DIMENSIONS

Width	mm	600
Depth	mm	610
Height (screwed foot)	mm	850
Weight (standard version)	kg	70

TECHNICAL DATA

Basket dimensions	mm	500x500
Minimum bottle neck diameter	mm	16
Maximum bottle neck diameter	mm	50
Maximum bottle diameter	mm	113
Maximum bottle height	mm	325
Maximum level of water discharge	mm	50
Water inlet temperature	°C	55
Maximum inlet water hardness	°f	8
Inlet water pressure	kPa	200 - 400
Tank capacity	l	16.5
Tank heating element	kW	2.7
Boiler capacity	l	11
Boiler heating element	kW	6
Wash pump power	kW	0.65
Wash pump flow rate	l/min	340
Sound pressure level	dB(A)	< 70

POWER SUPPLY DATA

Supply voltage	Total installed power
380-415 V 3N 50 Hz	6.65 kW
Convertible to	
220-240 V 3 50 Hz	6.65 kW
220-240 V 50 Hz	6.65 kW

BOTTLES CYCLES

Cycle number		1	2	3	4
Cycle length	s	80	100	180	240
Cycle productivity (racks/h) - 55°C inlet water		45	36	20	15
Cycle productivity (racks/h) - 10°C inlet water		15	12	9	9
Cycle water consumption	l	5	6.5	6.5	6.5
Rinsing temperature setting	°C	70	70	85	85
Washing temperature setting	°C	55	55	55	55

PLATES AND GLASSES CYCLES

Cycle number		1	2	3	4	5	6
Cycle length	s	60	90	120	180	180	630
Cycle productivity (racks/h) - 10°C inlet water		26	21	21	20	20	5
Cycle productivity (racks/h) - 55°C inlet water		60	40	30	20	20	5
Cycle water consumption	l	2.8	2.8	2.8	2.8	2.8	2.8
Rinsing temperature setting	°C	70	85	85	85	90	90
Washing temperature setting	°C	55	55	55	55	70	70

Standard Thermostop. In case of cold water supply and/or continuous washing, the rinse-water heating process might take more time than usual, until the proper rinse temperature is reached. For this reason, the wash-cycle total timing might result longer than set.