

Range: ELECTRON

Latest generation uncompromising DIHR dishwashers. These machines are built with fully double-skin body, completely deep-drawn, designed for being silent and reliable. Beside the standard electronic versions with 4 customizable cycles, we have developed the PLUS models with guaranteed steady rinse temperature and pressure and 2 cycles with HYGIENE+ superior features (ELECTRON 500). Thanks to these latest technological features, the sturdy PLUS versions will promote the almost total elimination of the bacterial load. The customization of our new generation machines has never been so easy!



FEATURES


- Double skin AISI 304 machine and double skin insulated door
- Soft door opening and customizable START function when the door gets closed
- Sloped deep-formed tank
- Deep-formed rack supports
- Non-drip roof panel
- S/S wash arms with non-clogging nozzles and lightweight rinse arms in composite material
- Double tight-mesh filter system in S/S
- Suitable for Gastronorm 1/1 trays
- Multivoltage: easy-change voltage setting directly from the cables connection
- The PLUS System ensures optimal and constant rinsing performance thanks to the combination of Break Tank, atmospheric boiler and rinse pump
- Intuitive START button with multicolour backlight for a quick visualization of the machine status
- Wash and rinse temperatures displayed
- Built-in rinse aid dispenser and peristaltic detergent dispenser
- Detergent dosage setting directly from the control panel
- 4 customizable cycles
- HYGIENE+ version: 2 special additional programs featuring A0=30 as defined by the standard EN ISO 15883-1
- Self-cleaning cycle
- OPTIMAL-RINSE (optimal rinse technology): water consumption rate among the lowest on the market with consequent reduction of electricity and chemicals consumptions
- Water consumption and working time control system
- Soft Start wash pump that offers additional protection for the most delicate objects
- Non-return valve to prevent the water backflow
- Thermal insulation of the boiler

OPTIONS

- Special voltages
- Additional boiler power for cold water supply
- Drain pump
- Final rinse with cold water
- Connectivity (Cloud)
- WRAS Break Tank
- DVGW Break Tank
- Probes for lack of detergent and rinse aid detection
- Special basket to wash GN 1/1 (max depth 25 mm)
- Built-in water softener with automatic regeneration
- Predisposition for connection to an external reverse osmosis system

Option compatibility to be confirmed by the manufacturer after verification


CAPACITY

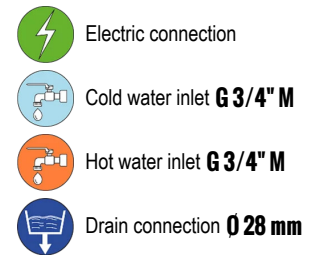
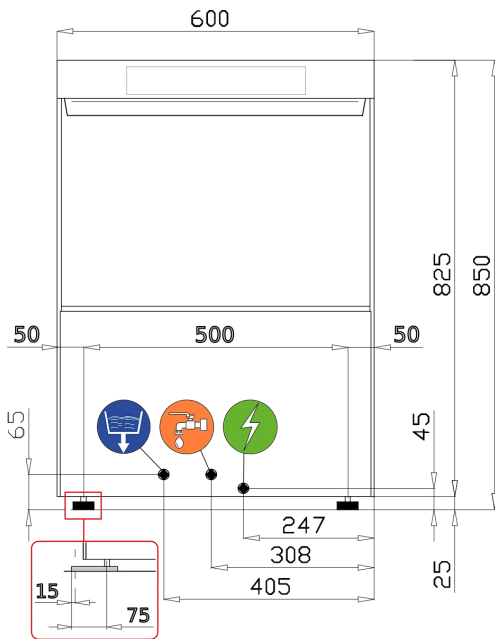


325 H Ø 340 500x500

RACK EQUIPMENT

- 1 X C40
- 1 X C44
- 1 X 15060





TECHNICAL FEATURES

EXTERNAL DIMENSIONS

Width	mm	600
Depth	mm	610
Height (screwed foot)	mm	850
Weight (standard version)	kg	65

TECHNICAL DATA

Basket dimensions	mm	500x500
Glasses maximum useful height	mm	325
Maximum dish diameter	mm	340
Maximum level of water discharge	mm	50
Water inlet temperature	°C	55
Maximum inlet water hardness	°f	8
Inlet water pressure	kPa	200 - 400
Tank capacity	l	16.5
Tank heating element	kW	2.7
Boiler capacity	l	11
Boiler heating element	kW	4.5
Wash pump power	kW	0.65
Wash pump flow rate	l/min	340
Sound pressure level	dB(A)	< 70

LOADING CAPACITY

GN 1/1 loading capacity	6 x (530x325x25) (with special basket to order)
-------------------------	---

POWER SUPPLY DATA

Supply voltage	Total installed power
380-415 V 3N 50 Hz	5.15 kW
Convertible to	
220-240 V 3 50 Hz	5.15 kW
220-240 V 50 Hz	5.15 kW

CYCLES							
Cycle number		1	2	3	4	5	6
Cycle length	s	60	90	120	180	180	630
Cycle productivity (racks/h) - 55°C inlet water		60	40	30	20	20	5
Cycle productivity (racks/h) - 10°C inlet water		25	23	22	20	20	5
Cycle water consumption	l	2.8	2.8	2.8	2.8	2.8	2.8
Rinsing temperature setting	°C	70	85	85	85	90	90
Washing temperature setting	°C	55	55	55	55	70	70

Standard Thermostop. In case of cold water supply and/or continuous washing, the rinse-water heating process might take more time than usual, until the proper rinse temperature is reached. For this reason, the wash-cycle total timing might result longer than set.