



TWIN STAR

STOCK & WASH
DISHWASHERS

DIHR
we mean clean



Twin Star does the job for you in full comfort, thanks to its ultra-low-sound level and minimal heat loss in the room.

Less handling, less breakages, less repeated job, easy load/unload in full ergonomics. Twin Star takes care of it all. Dishes can be used immediately, after the cycles end, or can be left stocked in the machine, as in a shelf.

Twin Star can be installed in whatever room, as needing one third of space only, when compared to a traditional dishwashing system.

Twin Star consumes much less water i.e. much less chemicals. The electrical consumption is minimal and, thanks to the delayed Start, you can run it far from electrical peak times. This allows the reduction of power supply and, mainly, reduces the electricity bill.



DOUBLE FACE VERSION

SAVES 65% ON OVERALL SPACE

Twin Star is available in two versions: a front-load one and a pass-through one -embedded in a wall- the second allowing a connection between two rooms, providing a net separation between loading area and clean area (kitchen) reducing even more the needed space.



FEATURES

- Thermo-resistant independent glass doors
- Double-wall construction with thermo-acoustic insulation
- Chemicals dosing and monitoring station
- Cold-fog drying system
- Standard steam condenser
- Automatic, built-in water softener (not for HI TEMP version)
- AISI 316 wash-tank, insulated, with four independent self-cleaning pumps
- Low-sound level
- Can be installed in whatever room
- Consumes remarkably much less water i.e. much less chemicals
- Minimal electrical consumption and possibility to run the machine far from electrical peak times with the delayed Start, reducing the electricity bill
- Installing is easy and fast
- Due to the innovative drying concept, you can immediately pick and use the dishes after the cycle ends
- With the average costs level in Europe, the investment depreciation time ranges between 9 and 12 months depending on the machine's use
- According to our laboratory tests, we deem a life span between 12 to 15 years if the machine is used properly



- | | |
|--|--|
| <ul style="list-style-type: none"> 1. Doors opening not interfering with equipment aside the machine 2. Thermo-resistant independant glass doors 3. Double-wall construction with thermo-acoustic insulation 4. Chemicals dosing and monitoring station, in a front load drawer 5. Cold-fog drying system | <ul style="list-style-type: none"> 6. Standard steam condenser 7. Automatic, built-in water softener (no in HI TEMP version) 8. AISI 316 wash-tank, insulated, with 4 independent self-cleaning pumps 9. New system of wash and rinse arms, ensuring improved wash results |
|--|--|



FEATURES

Twin Star changes color at each cycle phase, displaying the actual working temperature. A water change at each cycle-stage, grants top hygiene levels. Thanks to the 9 wash-cycles available, just any washing needs are matched: from fragile crystal glasses, to heavily soiled pots.

INNOVATIVE WASH ARMS

The Twin Star wash arms keep moving on behalf of your own arms, combining the advantages of the tunnel machines and those of the cycle-machines. With Twin Star you can divide the wash areas, according to your needs. Due to the innovative drying concept, you can immediately pick and use the dishes after the cycle ends if needed.

INSTALLATION

Installing a Twin Star is easy and fast. Just connect the water circuit drainage and the supply cable and the machine is ready on duty.

No steam hoods or vent needed, no floor grids, no water treatment necessary: Twin Star is full optional.

Standard applications for the Twin Star are: wine-cellars, business restaurants up to 50 covers, family restaurants up to 75 covers, schools, pizzerias, hospital departments, retirement homes, clinics, Police stations and equivalent.



-46%

WATER
CONSUMPTION



-38%

INSTALLED
POWER



-82%

CHEMICAL
CONSUMPTION







-90%

LABOUR

TWIN STAR

STOCK & WASH
DISHWASHERS

Model	Voltage	Capacity	Dimensions	Code
TWIN STAR ELECTRONIC 9 PROGRAMS				
	400 V 3N ~ 50 Hz 6,5 kW	 220 H - 320 H*	1315x747x2043 H 390 kg	TWIN STAR
		 Ø 240 - Ø 330*  530x325x25 H*	or 1315x747x1988 H 390 kg (with wheels)	TWIN STAR HI TEMP





* Upper level only

OPTIONS

	DA	SC	PS
Model	Water Softener	Steam Condenser	Drain Pump
TWIN STAR	●	●	●
TWIN STAR HI TEMP	----	●	●
TWIN STAR DOUBLE FACE	●	●	●
TWIN STAR DOUBLE FACE HI TEMP	----	●	●

- Standard
- Upon request
- Not available

EAC label upon request

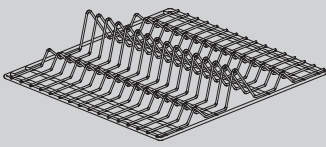


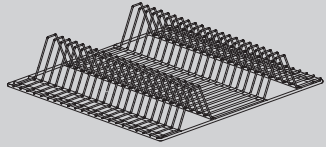

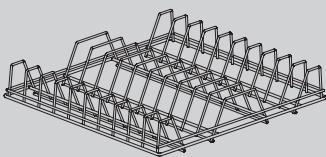


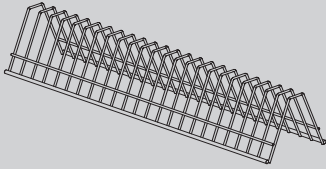

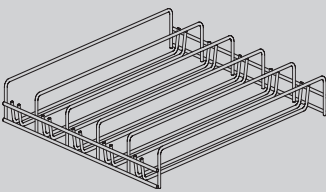

Model	Voltage	Capacity	Dimensions	Code
TWIN STAR DOUBLE FACE	ELECTRONIC 9 PROGRAMS			
	400 V 3N ~ 50 Hz 6,5 kW	 220 H - 320 H*	1315x810x2043 H 400 kg	TWIN STAR DOUBLE FACE
		 Ø 240 - Ø 330*  530x325x25 H*	or 1315x810x1988 H 400 kg (with wheels)	TWIN STAR DOUBLE FACE HI TEMP

	DDE	DB	D-SAN	FLOAT	ID	DR-F	R
Model	Detergent Dispenser	Rinse aid Dispenser	Sanitizer Dispenser	Probes product shortage	Double skin doors	Cold fog drying system	Wheels
TWIN STAR	•	•	•	•	•	•	€
TWIN STAR HI TEMP	•	•	•	•	•	•	€
TWIN STAR DOUBLE FACE	•	•	•	•	•	•	€
TWIN STAR DOUBLE FACE HI TEMP	•	•	•	•	•	•	€

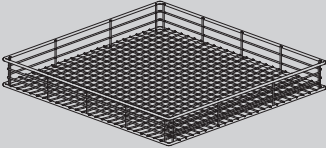

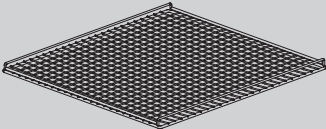

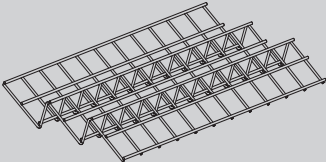

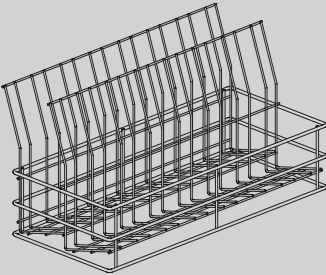

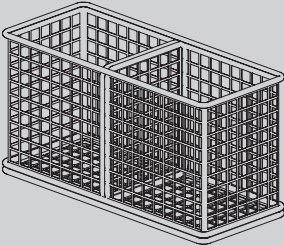

TWIN STAR With water softener, water supply max 35°C - Water hardness < 20 °f

TWIN STAR HI TEMP Without water softener, water supply max 65 °C - Max water hardness 5 °f, if higher an external water softener is required

Option compatibility to be confirmed by the manufacturer after verification

	Description	Capacity	Dimensions	Code	
	RACK FOR PLATES AND TRAYS	30 pcs 15 pcs	 210 <Ø>240 250 <Ø>330* max depth 40	590071	
		15 pcs	 530x325x25 H*		
	RACK FOR FLAT DISHES	42 pcs	 250x15 max depth 15	590072	
	RACK FOR PLATES	20 pcs 10 pcs	 210 <Ø>240 250 <Ø>330* max depth 70	590124	
		10 pcs	 530x325x25 H*		
	SAUCER SUPPORT in combination with 590074 or 590075	23 pcs	 Ø<240	590078	
	BOWLS SUPPORT in combination with 590074	8 pcs 20 pcs	 Ø 235 depth 100 Ø 110 depth 50	590128	

*upper level only

	Description	Capacity	Dimensions	Code	
	RACK FOR MUGS AND LOW GLASSEST	25 pcs	 Ø 100	590074	
	RACK FOR MUGS AND LOW GLASSES	25 pcs	 Ø 100	590075	
	CUPS SUPPORT FOR 590074 / 590075 in combination with 590074	24 pcs	 Ø < 55	590076	
	SUPPORT FOR TALL GLASSES in combination with 590075	8 pcs	 Ø 100	590077	
	CUTLERY SUPPORT in combination with 590074 or 590075	30 pcs		590080	



DIHR ALI GROUP SRL

Via del Lavoro, 28
I - 31033 Castelfranco Veneto (TV)
T: +39 0423 7344
F: +39 0423 720442
E: dihr@dihr.com

Service:

T. +39 0423 734548
F: +39 0423 734519
E: service@dihr.com

www.dihr.com

Edition 09.2023

an Ali Group Company



The Spirit of Excellence